

TrueBlot[®] product line enables researchers to generate publication quality data.

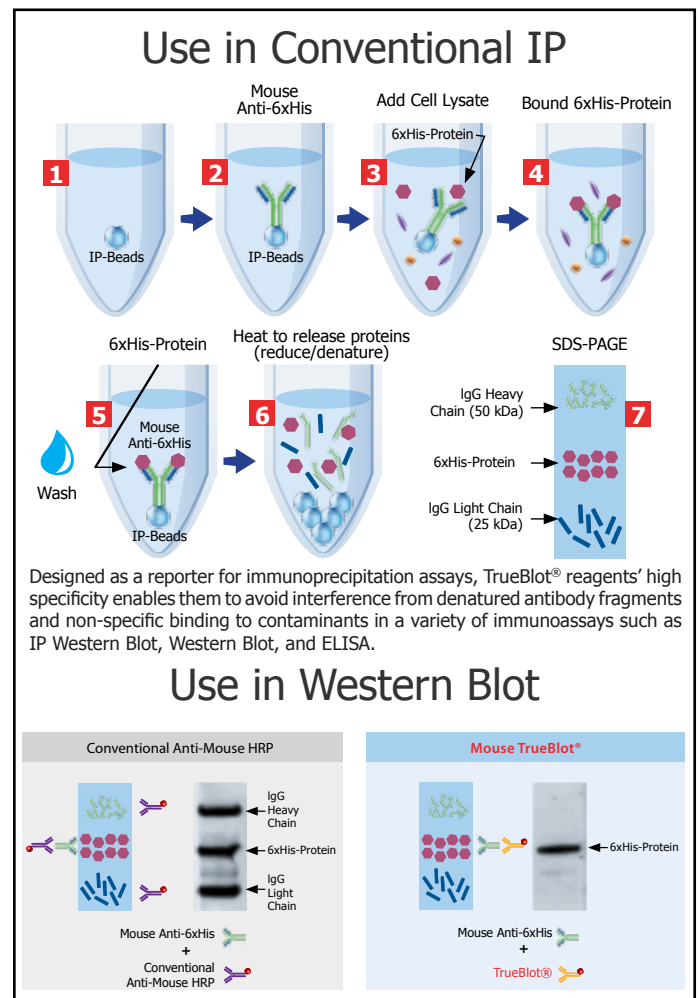
Western Blotting/IP/ELISA

TrueBlot[®] reagents enable you to generate clear, best-quality data in your immunoprecipitation and western blot protocols. Available in several options, from IP beads, to complete kits for IP/Western Blot, ELISA, or IHC.


TrueBlot[®] Kits contain critical supporting reagents, buffers, and substrates for immunoprecipitation and western blotting.

TrueBlot [®] Epitope Kits	Application	Catalog No.
IP & WB Kit for GFP Epitope Tag	IP/WB	88-8887-215
IP & WB Kit for 6X HIS Epitope Tag	IP/WB	88-8887-382
IP & WB Kit for DYKDDDDK (FLAG [®]) Epitope Tag	IP/WB	88-8887-383

- Detects the native disulfide form of IgG, making it ideal for protocols involving immunoblotting of immunoprecipitated proteins.
- Reduces interference by the ~55 kDa heavy and ~23 kDa light chains of the immunoprecipitating antibody in IP/immunoblotting applications, making Phospho Immunoprecipitation Western Blot data even more accurate.
- Ideal for studying post-translational protein modifications, including phosphorylation, or protein-protein interactions.




Fluorescent TrueBlot[®]



Fluorescent TrueBlot[®] combines the power and specificity of the original products with the versatility of fluorescent and near infra-red dyes. Conjugating highly optimized TrueBlot[®] reagents to a full spectrum of fluorescent labels, results in multipurpose reporter molecules that can be used in a variety of immunoassays.

TrueBlot[®] is a registered trademark of Rockland Immunochemicals, Inc.

For a complete list of products, please visit rockland-inc.com/trueblot



TrueBlot® Products	Application	Catalog No.	Size
Mouse TrueBlot® ULTRA: Anti-Mouse Ig HRP	WB	18-8817-30	20 uL
Mouse TrueBlot® ULTRA: Anti-Mouse Ig HRP	WB	18-8817-31	50 uL
Mouse TrueBlot® ULTRA: Anti-Mouse Ig HRP	WB	18-8817-33	200 uL
Mouse TrueBlot® Set (with IP Beads)	IP, WB	88-7788-31	50 uL
Mouse TrueBlot® Western Blot Kit	WB	88-8887-31	50 uL
Rabbit TrueBlot®: Anti-Rabbit IgG HRP	WB	18-8816-31	50 uL
Rabbit TrueBlot®: Anti-Rabbit IgG HRP	WB	18-8816-33	200 uL
Rabbit TrueBlot® Set (with IP beads)	IP, WB	88-1688-31	50 uL
Rabbit TrueBlot® Western Blot Kit	WB	88-8886-31	50 uL
Goat TrueBlot®: Anti-Goat IgG HRP	WB	18-8814-31	50 uL
Goat TrueBlot®: Anti-Goat IgG HRP	WB	18-8814-33	200 uL
Goat TrueBlot® Set (with IP beads)	IP, WB	88-1488-31	50 uL
Goat TrueBlot® Western Blot Kit	WB	88-8884-31	50 uL
TrueBlot® Anti-Mouse Ig IP Beads	IP/WB	00-8811-25	2.5 mL
TrueBlot® Anti-Rabbit Ig IP Beads	IP/WB	00-8800-25	2.5 mL
TrueBlot® Anti-Goat Ig IP Beads	IP/WB	00-8844-25	2.5 mL
Fluorescent TrueBlot® Products	Application	Catalog No.	Size
Fluorescent TrueBlot®: Anti-Mouse IgG Fluorescein	IP, WB	18-0217-32	100 uL
Fluorescent TrueBlot®: Anti-Mouse IgG DyLight™ 680	IP, WB	18-4417-32	100 uL
Fluorescent TrueBlot®: Anti-Mouse IgG DyLight™ 800	IP, WB	18-4517-32	100 uL
Fluorescent TrueBlot®: Anti-Rabbit IgG Fluorescein	IP, WB	18-0216-32	100 uL
Fluorescent TrueBlot®: Anti-Rabbit IgG DyLight™ 680	IP, WB	18-4416-32	100 uL
Fluorescent TrueBlot®: Anti-Rabbit IgG DyLight™ 800	IP, WB	18-4516-32	100 uL

Simply substitute your conventional HRP or fluorescent blotting reagent with Mouse, Rabbit, or Goat TrueBlot®. TrueBlot® is a conjugated immunoblotting detection reagent, which enables unhindered detection of blotted target bands. This results in unparalleled clarity in results and high quality imaging suitable for reproduction.

TrueBlot® is a registered trademark of Rockland Immunochemicals, Inc.