

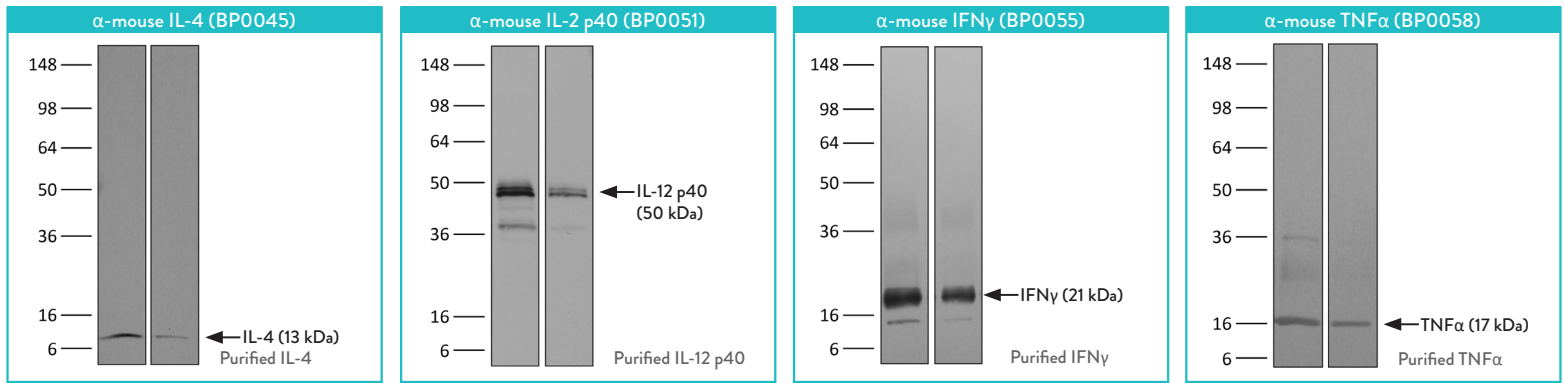
Cytokine and Chemokines

Antibodies for neutralizing and detecting cytokines and their receptors

bxcell.com

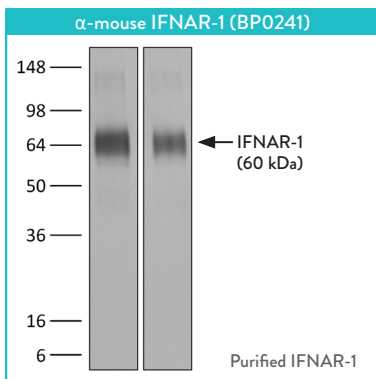
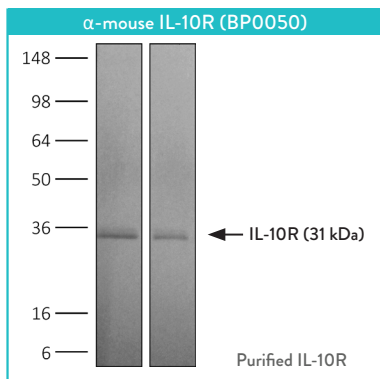
Bio  Cell

Cytokine and Chemokine Antibodies



Antigen	Reactivity	Application	Clone	InVivoMab Catalog	InVivoPlus Catalog
IL-1α	mouse	<i>in vivo</i> IL-1α neutralization	ALF-161	BE0243	
IL-1β	mouse/rat	<i>in vivo</i> and <i>in vitro</i> IL-1β neutralization, ELISA	B122	BE0246	
IL-2	mouse	<i>in vivo</i> and <i>in vitro</i> IL-2 neutralization, <i>in vivo</i> IL-2 receptor stimulation (as a complex with IL-2), ELISPOT, FC	JES6-5H4	BE0042	
IL-2	mouse	<i>in vivo</i> IL-2 neutralization, <i>in vivo</i> IL-2 receptor stimulation (as a complex with IL-2)	JES6-1A12	BE0043	
IL-2	mouse	<i>in vivo</i> IL-2 neutralization, <i>in vivo</i> IL-2 receptor stimulation (as a complex with IL-2)	S4B6-1	BE0043-1	
IL-3	mouse	<i>in vivo</i> and <i>in vitro</i> IL-3 neutralization, <i>in vivo</i> IL-3 receptor stimulation (as a complex with IL-3), ELISA, FC	MP2-8F8	BE0282	
IL-4	mouse	<i>in vivo</i> and <i>in vitro</i> IL-4 neutralization, <i>in vivo</i> IL-4 receptor stimulation (as a complex with IL-4), FC	11B11	BE0045	BP0045
IL-4	mouse	ELISA, ELISPOT, FC	BVD6-24G2	BE0199	
IL-4	human	<i>in vitro</i> IL-4 neutralization, FC	MP4-25D2	BE0240	
IL-5	mouse/human	<i>in vivo</i> IL-5 neutralization, <i>in vivo</i> eosinophil depletion	TRFK5	BE0198	
IL-6	mouse	<i>in vivo</i> and <i>in vitro</i> IL-6 neutralization	MP5-20F3	BE0046	
IL-7	mouse/human	<i>in vivo</i> IL-7 neutralization, <i>in vivo</i> IL-7 receptor stimulation (as a complex with IL-7)	M25	BE0048	
IL-9	mouse	<i>in vivo</i> IL-9 neutralization	9C1	BE0181	
IL-9	human	FC, ELISA	MH9A4	BE0327	
IL-10	mouse	<i>in vivo</i> and <i>in vitro</i> IL-10 neutralization	JES5-2A5	BE0049	
IL-12	mouse	<i>in vitro</i> IL-12 neutralization	R1-5D9	BE0052	
IL-12 p40	mouse	<i>in vivo</i> IL-12p40 neutralization, p40 affinity chromatography, IP, ELISA, FC, WB	C17.8	BE0051	BP0051
IL-12 p70	human	Functional assays, ELISA, FC	20C2	BE0234	
IL-12 p75	mouse	<i>in vivo</i> IL-12p75 neutralization, ELISA	R2-9A5	BE0233	
IL-15	mouse	<i>in vivo</i> and <i>in vitro</i> IL-15 neutralization	AIO.3	BE0315	
IL-17A	mouse	<i>in vivo</i> IL-17A neutralization	17F3	BE0173	BP0173
IL-17F	mouse	<i>in vivo</i> IL-17F neutralization	MM17F8F5.1A9	BE0303	
IL-18	mouse	<i>in vivo</i> IL-18 neutralization	YIGIF74-1G7	BE0237	
IL-23 (p19)	mouse	<i>in vivo</i> IL-23p19 neutralization; WB	G23-8	BE0313	
IL-27 p28	mouse	<i>in vivo</i> and <i>in vitro</i> IL-27 p28 neutralization, FC	MM27.7B1	BE0326	
CCL2 (MCP-1)	mouse/human/rat	<i>in vivo</i> CCL2 neutralization, IHC-F	2H5	BE0185	
CSF1	mouse	<i>in vitro</i> CSF1 neutralization	5A1	BE0204	
CXCL9 (MIG)	mouse	IF	MIG-2F5.5	BE0309	
GM-CSF	mouse	<i>in vivo</i> and <i>in vitro</i> GM-CSF neutralization, FC	MP1-22E9	BE0259	
IFNγ	mouse	<i>in vivo</i> and <i>in vitro</i> IFNγ neutralization	R4-6A2	BE0054	
IFNγ	mouse	<i>in vivo</i> and <i>in vitro</i> IFNγ neutralization, ELISPOT, FC	XMG1.2	BE0055	BP0055
IFNγ	human	<i>in vitro</i> IFNγ neutralization	B133.5	BE0235	
IFNγ	human	FC	B27	BE0245	
IFNγ	mouse	<i>in vivo</i> and <i>in vitro</i> IFNγ neutralization	H22	BE0312	
RANKL (CD254)	mouse	<i>in vivo</i> RANKL blockade	IK22/5	BE0191	
TGF-β	mouse/human/rat/monkey/hamster/canine/bovine	<i>in vivo</i> and <i>in vitro</i> TGFβ neutralization	1D11.16.8	BE0057	BP0057
TL1A (TNFSF15)	mouse	<i>in vivo</i> TL1A neutralization, FC	5G4.2	BE0323	
TNFα	mouse	<i>in vivo</i> and <i>in vitro</i> TNFα neutralization	XT3.11	BE0058	BP0058
TNFα	mouse/rat/rabbit	<i>in vivo</i> TNFα neutralization, FC	TN3-19.12	BE0244	

Cytokine and Chemokine Receptor Antibodies



	<i>InVivoMab</i>	<i>InVivoPlus</i>
purity level	> 95%	> 95%
protein aggregates validated at ≤ 5%		✓
azide and carrier protein free	✓	✓
endotoxin concentration	< 2EU/mg	< 1EU/mg
validated by immunoblot, FC, or ELISA		✓
tested for murine pathogens		✓
available in bulk quantities	✓	✓

Antigen	Reactivity	Application	Clone	<i>InVivoMab</i> Catalog	<i>InVivoPlus</i> Catalog
IL-1 R (CD121a)	mouse	<i>in vitro</i> IL-1 R blockade	JAMA-147	BE0256	
IL-2Rα (CD25)	mouse	<i>in vivo</i> regulatory T cell depletion, FC	PC-61.5.3	BE0012	BP0012
IL-2Rα (CD25)	human	IP, IF	7G7B6	BE0014	
IL-2Rβ (CD122)	mouse	<i>in vitro</i> NK cell negative selection, IP, FC	5H4	BE0272	
IL-2Rβ (CD122)	mouse	<i>in vivo</i> NK cell depletion, <i>in vitro</i> IL-2R blockade, Functional assays, FC	TM-Beta 1	BE0298	
IL-6R	mouse	<i>in vivo</i> and <i>in vitro</i> blocking of IL-6/IL-6R signaling	15A7	BE0047	
IL-7Rα (CD127)	mouse	<i>in vivo</i> blocking of IL-7Rα signaling, FC	A7R34	BE0065	
IL-10R (CD210)	mouse	<i>in vivo</i> blocking of IL-10/IL-10R signaling, <i>in vitro</i> blocking of IL-10R signaling, FC	1B1.3A	BE0050	BP0050
IL-21R	mouse	<i>in vivo</i> IL-21R blockade	4A9	BE0258	
c-Kit (CD117)	mouse	FC, IF, IHC	2B8	BE0280	
c-Kit (CD117)	mouse	<i>in vivo</i> mast cell depletion, <i>in vivo</i> c-Kit+ cell depletion, <i>in vitro</i> c-Kit neutralization, IP, FC	ACK2	BE0293	
CCR3 (CD193)	mouse	<i>in vivo</i> eosinophil depletion	6S2-19-4	BE0316	
common γ chain (CD132)	mouse	<i>in vivo</i> γc blockade, Functional assays, IP, FC	3E12	BE0271	
CSF1R (CD115)	mouse	<i>in vivo</i> macrophage depletion, <i>in vitro</i> CSF-1R neutralization, <i>in vivo</i> monocyte depletion, FC	AFS98	BE0213	BP0213
CSF1R (CD115)	human	<i>in vitro</i> CSF1R neutralization, IHC-P, Functional assays, FC	2-4A5-4	BE0347	
CXCR3 (CD183)	mouse	<i>in vivo</i> CXCR3 neutralization, FC	CXCR3-173	BE0249	
DR5 (CD262)	mouse	<i>in vivo</i> and <i>in vitro</i> induction of TRAIL-mediated apoptosis	MD5-1	BE0161	
IFNAR-1	mouse	<i>in vivo</i> and <i>in vitro</i> IFNAR-1 blockade	MAR1-5A3	BE0241	BP0241
IFNγR (CD119)	mouse	<i>in vivo</i> IFNγR neutralization	GR-20	BE0029	
IFNγRα (CD119)	mouse	WB, IP, FC	2E2	BE0287	
TNFR2 (CD120b)	mouse	<i>in vivo</i> and <i>in vitro</i> TNFR2 blockade	TR75-54.7	BE0247	

Cytokine & Chemokine Secretion Profiles

T Cell	B Cell	NK Cell	Neutrophil	Macrophage	Eosinophil	Mast Cell
IL-1	IL-1	MIP-1a (CCL3)	TNFα	IL-1	IL-1	IL-4
IL-2	IL-10	MIP-1b (CCL4)		IL-6	IL-2	IL-5
IL-3	IL-12	RANTES (CCL5)		IL-8	IL-4	IL-13
IL-4	IFNα	IFNγ		IL-10	IL-5	GM-CSF
IL-6	IFNβ	IL-17A		IL-12	IL-6	
IL-8	TNFα	IL-22		IL-15	IL-8	
IL-9	LTα	TNFα		IL-18	IL-13	
IL-10				IFNα	TGFβ	
IL-13				IFNβ	TNFα	



For over 20 years, scientists have trusted Bio X Cell as their go-to source for *in vivo* functional grade antibodies. This is reflected in over 15,000 peer-reviewed publications citing Bio X Cell products. We understand this responsibility is of paramount importance and remain committed to producing antibodies of unparalleled quality and consistency, enabling our partners around the globe to accelerate research and discoveries.

Bio X Cell, Inc.
bxcell.com | 1.866.787.3444
customerservice@bxcell.com

Conditions: For Research Use Only. Not for use in diagnostic or therapeutic procedures. Not for resale.
Bio X Cell, Bio X Cell Logo and all other trademarks are the property of Bio X Cell, Inc. © 2020 Bio X Cell

